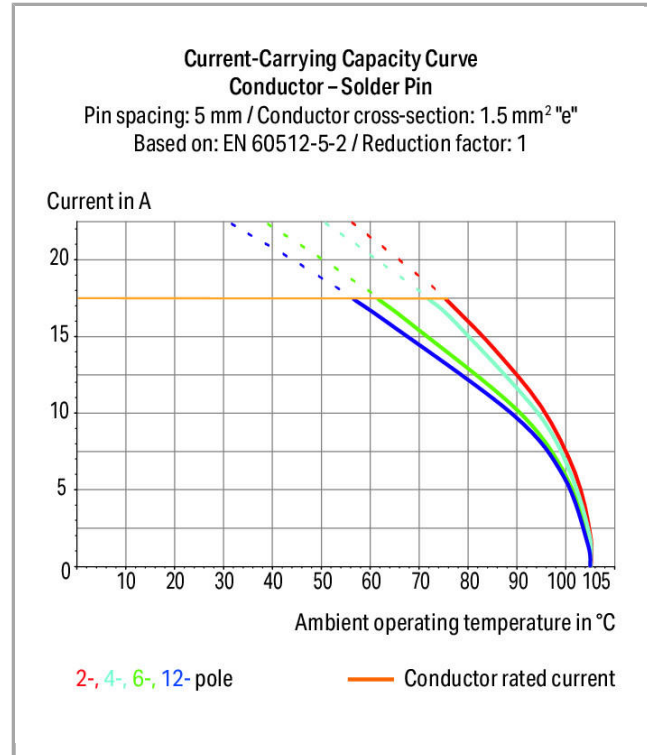



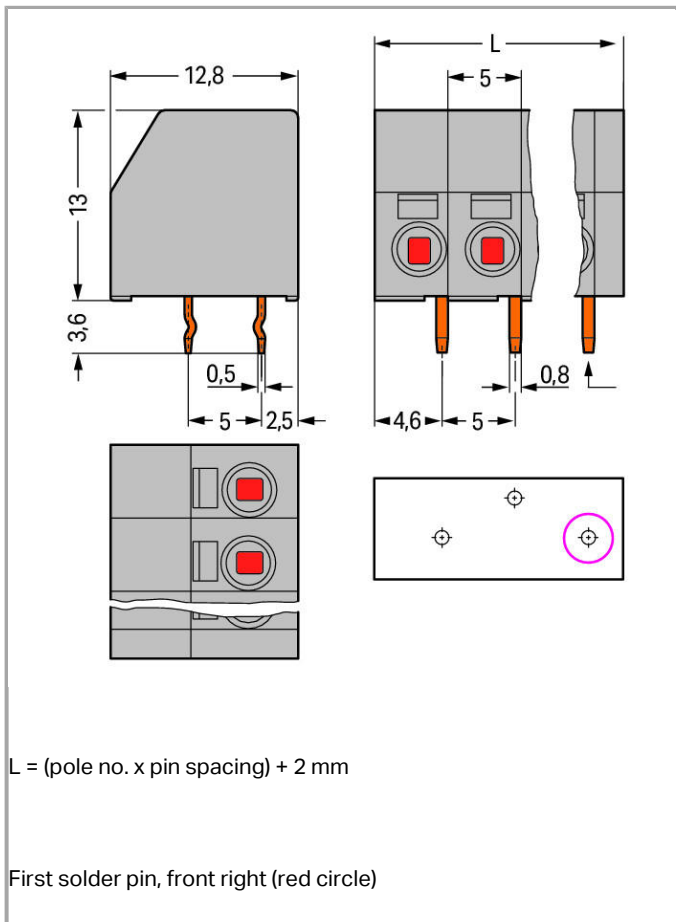
Data sheet | Item number: 253-103

2-conductor PCB terminal block; 1.5 mm²; Pin spacing 5 mm; 3-pole; PUSH WIRE®



253-103





Item description

- PCB terminal strips with PUSH WIRE® connection and screwdriver actuation
- Double-conductor connection provides top-entry (vertical) and/or side-entry (horizontal) wiring
- Push-in termination of solid conductors
- Double entries for power supply and potential distribution

Data

Electrical data

Ratings per IEC/EN 60664-1

| | |
|---------------------------------|--------|
| Rated voltage (III / 3) | 320 V |
| Rated impulse voltage (III / 3) | 4 kV |
| Rated voltage (III / 2) | 320 V |
| Rated impulse voltage (III / 2) | 4 kV |
| Rated voltage (II / 2) | 630 V |
| Rated impulse voltage (II / 2) | 4 kV |
| Rated current | 17.5 A |

Approvals per UL 1059

| | |
|--------------------------------|-------|
| Rated voltage UL (Use Group B) | 300 V |
| Rated current UL (Use Group B) | 8 A |
| Rated voltage UL (Use Group D) | 300 V |
| Rated current UL (Use Group D) | 8 A |

Approvals per CSA

| | |
|---------------------------------|-------|
| Rated voltage CSA (Use Group B) | 300 V |
| Rated current CSA (Use Group B) | 8 A |
| Rated voltage CSA (Use Group D) | 300 V |
| Rated current CSA (Use Group D) | 8 A |

Connection data

| | |
|---|---|
| Connection type (1) | PUSH WIRE® connection |
| Connection technology | PUSH WIRE® |
| Number of connection points (connection type) | 1 |
| Actuation type | Operating tool |
| Solid conductor | 0.5 ... 1.5 mm ² / 20 ... 16 AWG |
| Strip length | 8.5 ... 9.5 mm / 0.33 ... 0.37 inch |
| Note (strip length) | 7 ... 8 mm / 0.28 ... 0.31 in. (for wiring on both sides) |
| Conductor entry angle to the PCB | 0° |
| Connection type (2) | PUSH WIRE® connection |
| Connection technology 2 | PUSH WIRE® |
| Number of connection points | 1 |
| Solid conductor (2) | 0.5 ... 1.5 mm ² / 20 ... 16 AWG |
| Strip length (2) | 8.5 ... 9.5 mm / 0.33 ... 0.37 inch |
| Note (strip length) 2 | 7 ... 8 mm / 0.28 ... 0.31 in. (for wiring on both sides) |
| Conductor entry angle to the PCB 2 | 90° |
| No. of poles | 3 |
| Total number of connection points | 6 |
| Total number of potentials | 3 |
| Number of connection types | 2 |
| Number of levels | 2 |

Geometrical Data

| | |
|-------------|----------------------|
| Pin spacing | 5 mm / 0.197 inch |
| Width | 17 mm / 0.669 inch |
| Height | 16.6 mm / 0.654 inch |

| | |
|-----------------------------------|------------------------------|
| Height from the surface | 13 mm / 0.512 inch |
| Depth | 12.8 mm / 0.504 inch |
| Solder pin length | 3.6 mm |
| Solder pin dimensions | 0.5 x 0.8 mm |
| Drilled hole diameter (tolerance) | 1.1 ^(-...+0.1) mm |

PCB contact

| | |
|-------------------------------------|---|
| PCB contact | THT |
| Solder pin arrangement | over the entire terminal strip, staggered |
| Number of solder pins per potential | 1 |

Material Data

| | |
|-----------------------------|--|
| Color | gray |
| Material group | I |
| Insulating material | Polyamide 66 (PA 66) |
| Flammability class per UL94 | V0 |
| Clamping spring material | Chrome nickel spring steel (CrNi) |
| Contact material | Electrolytic copper (E _{Cu}) |
| Contact plating | tin-plated |
| Fire load | 0.061 MJ |
| Weight | 2.854 g |

Environmental Requirements


| | |
|-------------------------|-----------------|
| Limit temperature range | -60 ... +105 °C |
|-------------------------|-----------------|

Commercial data

| | |
|--------------------|---------------------|
| Product Group | 4 (Printed Circuit) |
| Country of origin | CN |
| GTIN | 4044918689205 |
| Customs Tariff No. | 85369010000 |

Approvals / Certificates

Country specific Approvals




| Logo | Approval | Additional Approval Text | Certificate name |
|--|---------------------------------|--------------------------|------------------|
|  | CCA DEKRA Certification B.V. | EN 60998 | NTR NL 6580 |
| | CCA | EN 60998 | 2126302.02 |

DEKRA Certification B.V.




| | | | |
|---|--|----------|-------------|
|  | CCA DEKRA Certification B.V. | EN 60947 | NTR NL-7649 |
|  | CCA DEKRA Certification B.V. | EN 60947 | NTR NL-7122 |
|  | ENEC DEKRA Certification B.V. | EN 60947 | 71-101931 |
|  | ENEC DEKRA Certification B.V. | EN 60947 | 2160584.27 |
|  | VDE VDE Prüf- und Zertifizierungsinstitut | EN 60998 | 40028668 |




UL-Approvals

| Logo | Approval | Additional Approval Text | Certificate name |
|--|---|--------------------------|------------------|
|  | cURus Underwriters Laboratories Inc. | UL 1059 | E45172 sec. 6 |
|  | cURus Underwriters Laboratories Inc. | UL 1059 | E45172 sec. 6 |
|  | UL UL International Germany GmbH | UL 1977 | E45171 |

Compatible products

tools

| | | |
|--|---|---------|
|  | Item no.: 210-647 Operating tool with partially insulated shaft; Blade (2.5 x 0.4) mm; short | 210-647 |
|--|---|---------|

| | | |
|--|---|---------------------|
|  | Item no.: 210-648 Operating tool with partially insulated shaft; Blade (2.5 x 0.4) mm; short; angled | 210-648 |
|  | Item no.: 210-719 Operating tool with partially insulated shaft; Type 1, blade (2.5 x 0.4) mm | 210-719 |
| Marking accessories | | |
| | Item no.: 210-332/500-202 Marking strips; as a DIN A4 sheet; MARKED; 1-16 (160x); Height of marker strip: 3 mm; Strip length 182 mm; Horizontal marking; Self-adhesive | 210-332 /500-202 |
| | Item no.: 210-332/500-204 Marking strips; as a DIN A4 sheet; MARKED; 17-32 (160x); Height of marker strip: 3 mm; Strip length 182 mm; Horizontal marking; Self-adhesive | 210-332 /500-204 |
| | Item no.: 210-332/500-205 Marking strips; as a DIN A4 sheet; MARKED; 1-32 (80x); Height of marker strip: 3 mm; Strip length 182 mm; Horizontal marking; Self-adhesive | 210-332 /500-205 |
| | Item no.: 210-332/500-206 Marking strips; as a DIN A4 sheet; MARKED; 33-48 (160x); Height of marker strip: 3 mm; Strip length 182 mm; Horizontal marking; Self-adhesive | 210-332 /500-206 |
|  | Item no.: 210-833 Marking strips; on reel; 6 mm wide; plain; Self-adhesive | 210-833 |

Downloads

CAD/CAE - Smart Data

CAD data

| | | |
|---------------------|-----|----------|
| 3D Download 253-103 | URL | Download |
|---------------------|-----|----------|

PCB libraries

| | | | |
|---|----------------------|----------------|----------|
| TARGET Library for WAGO PCB Terminal Blocks Compatible with TARGET PCB Design Software Version 17.x | 1.1.0 Oct 6, 2014 | zip 27.1 MB | Download |
| EAGLE Library for WAGO PCB Terminal Blocks Compatible with EAGLE PCB Design Software Version 6.x or higher | 2.1 Oct 6, 2014 | zip 23.9 MB | Download |
| DesignSpark Library for WAGO PCB Terminal Blocks Compatible with DesignSpark PCB Version 4.x or higher | 2.1 Oct 6, 2014 | zip 22.5 MB | Download |

Subject to changes.